

DAIRY LANE
SYSTEMS LTD.

GATES & PANELS




www.dlsbarnsolutions.ca




JOURDAIN


GATES & PANELS > STYLES



HEAVY DUTY AUTO LOCK GATE
(Available From 35" to 272" Pin to Pin)




HEAVY DUTY PANEL
(Available From 35" to 275" Pin to Pin)




HEAVY DUTY GATE
(Available From 43" to 272" Pin to Pin)



**STANDARD DUTY
AUTO LOCK GATE**




STANDARD DUTY PANEL



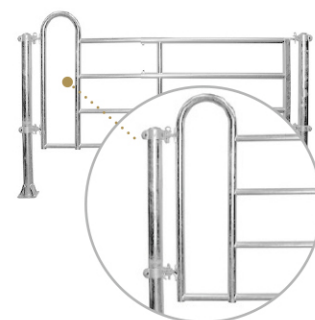

GATE FRONT - HEAVY DUTY



PANEL FRONT - HEAVY DUTY



AUTO LOCK GATE FRONT



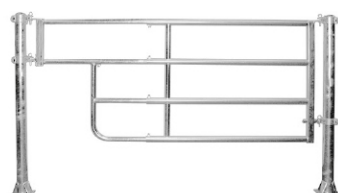
GATE - MAN PASS END




**ONE WAY GATE WITH
RUBBER CUSHION**



GATE - ONE WAY GATE (ARCH ONLY)



GATE - WATER TROUGH END



GATE - DRINKER END



TWO BAR PANELS




JOURDAIN

GATES & PANELS > CONCRETE WALL PROTECTION CHANNELS

PROTECT YOUR END WALLS FROM DAMAGE

Galvanized steel channels with a cap on the top protects the concrete end walls and provides a great deal of flexibility to add weld-on options for numerous applications.



HEAVY DUTY GATE & PANELS - 4 BAR

56148	GATE - HEAVY DUTY (3'7" - 6'6")
56149	GATE - HEAVY DUTY (6'6" - 9'10")
56150	GATE - HEAVY DUTY (9'10" - 13'1")
56151	GATE - HEAVY DUTY (13'1" - 16'5")
56152	GATE - HEAVY DUTY (16'5" - 19'8")
56153	GATE - HEAVY DUTY (19'8" - 22'8")
56154	PANEL - HEAVY DUTY (2'11" - 6'0")
56155	PANEL - HEAVY DUTY (6'0" - 9'3")
56156	PANEL - HEAVY DUTY (9'3" - 12'6")
56157	PANEL - HEAVY DUTY (12'6" - 15'10")
56158	PANEL - HEAVY DUTY (15'10" - 19'1")
56159	PANEL - HEAVY DUTY (19'1" - 22'11")

AUTO LOCK GATE - 4 BAR

56160	AUTO LOCK GATE - HEAVY DUTY (2'11" - 6'6")
56161	AUTO LOCK GATE - HEAVY DUTY (6'6" - 9'10")
56162	AUTO LOCK GATE - HEAVY DUTY (9'10" - 13'1")
56163	AUTO LOCK GATE - HEAVY DUTY (13'1" - 16'5")
56164	AUTO LOCK GATE - HEAVY DUTY (16'5" - 19'8")
56165	AUTO LOCK GATE - HEAVY DUTY (19'8" - 22'8")

TWO BAR PANELS

52503	PANEL - TWO BAR (5'11" - 9'3")
52500	PANEL - TWO BAR (9'3" - 12'6")
52501	PANEL - TWO BAR (12'6" - 15'10")
52502	PANEL - TWO BAR (15'10" - 21'5")
52499	FREE STALL MOUNT FOR TWO BAR PANEL

GATE & PANEL FRONTS (MALE) - 4 BAR

52472	GATE FRONT - HEAVY DUTY C/W 1XSAC116
54660	GATE FRONT - HEAVY DUTY (W/O LATCH)
52473	PANEL FRONT - HEAVY DUTY C/W 1XSAC118
52464	PANEL FRONT (EXTRA LENGTH - 2'11") C/W 1XSAC118
54926	GATE FRONT - HEAVY DUTY (AUTO LOCK) C/W 1XSAC182
52459	GATE - MAN PASS END - ADDS 1'10" - 4'11" TO GATE END
52458	GATE - ONE WAY GATE END (ARCH ONLY) - ADDS 4'4" - 6'11" TO GATE END
56137	GATE - ONE WAY GATE WITH RUBBER CUSHION
52466	GATE - WATER TROUGH END - ADDS 10" - 6" TO GATE END
52468	GATE - DRINKER END - ADDS 2' - 6" TO GATE END

Speciality Gate fronts must be ordered with a gate end to complete package.

GATE END (FEMALE) - 4 BAR

54935	GATE END (2'5") C/W 1XSAC110
52474	GATE END (5'4") C/W 1XSAC110
52475	GATE END (8'8") C/W 1XSAC110
54330	GATE END (11'11") C/W 1XSAC110
54331	GATE END (15'3") C/W 1XSAC110
54332	GATE END (18'6") C/W 1XSAC110

WALL PROTECTION CHANNELS

55905	CONCRETE WALL PROTECTION CHANNEL - 24"
55906	CONCRETE WALL PROTECTION CHANNEL - 48"
55907	CONCRETE WALL PROTECTION CHANNEL - 60"
57255	BASE PLATE FOR WALL PROTECTION CHANNEL

STANDARD DUTY GATE & PANELS - 5 BAR

58491	AUTO LOCK GATE - STANDARD DUTY (2'4" - 5'8")
56139	AUTO LOCK GATE - STANDARD DUTY (5'8" - 9'8")
56142	AUTO LOCK GATE - STANDARD DUTY (9'8" - 13'1")
56143	AUTO LOCK GATE - STANDARD DUTY (13'1" - 16'4")
56144	AUTO LOCK GATE - STANDARD DUTY (16'4" - 19'3")
58492	PANEL - STANDARD DUTY (2'3" - 5'7")
56140	PANEL - STANDARD DUTY (5'8" - 9'3")
56145	PANEL - STANDARD DUTY (9'3" - 12'6")
56146	PANEL - STANDARD DUTY (12'6" - 15'10")
56147	PANEL - STANDARD DUTY (15'10" - 19'5")

GATE & PANEL FRONTS (MALE) - 5 BAR

54336	GATE FRONT - STANDARD DUTY (AUTO LOCK)
54337	PANEL FRONT - STANDARD DUTY

GATE END (FEMALE) - 5 BAR

58490	GATE END - STANDARD DUTY (2')
56138	GATE END - STANDARD DUTY (5'4")
52479	GATE END - STANDARD DUTY (8'8")
54338	GATE END - STANDARD DUTY (11'11")
54339	GATE END - STANDARD DUTY (15'3")



JOURDAIN

GATES & PANELS > SPECIALTY GATES

ROLLOVER GATES



SPRING BAR GATES



SINGLE BAR SWING AWAY GATE





JOURDAIN

GATES & PANELS > SPECIALTY GATES

TWO BAR SELF CENTERING GATE



ROBOT PANEL SETS



ROBOT SORT GATES






JOURDAIN

GATES & PANELS > SPECIALTY GATES

ONE WAY FINGER GATES



ROLLOVER GATES

- 54355¹ GATE - TWO BAR ROLLOVER
- TBD GATE - TWO BAR ROLLOVER - MODULAR BOLT TOGETHER VERSION
- 54687² FEED RAIL BRACKET - 2-3/8" PIPE TO OCTOPOST
- 54971³ FEED RAIL BRACKET - 2-3/8" PIPE TO STRUCTURAL POST (4-8")
- 54521⁴ 1-7/8" PIPE COUPLER
- 51675⁵ SLAM LATCH - DOUBLE
- 54378⁶ PIPE - 2-3/8" X 24' - 1/8" WALL (P/LENGTH)

¹ Customer to supply inside to inside post dimensions.

² Used for mounting rollover gates to octopost post. Two required per rollover gate.

³ Used for mounting rollover gates to structural post. Two required per rollover gate.

⁴ Used as a collar to prevent rollover gate from sliding side to side. Cut in half and fix to 54687 or 54971. One required per rollover gate.

⁵ Used to latch the rollover gate in either the open or closed position. One required per gate.

⁶ Used as the middle pipe required for the modular rollover gate. The length will vary based on the size of the gate. Order as required.

SPRING BAR GATES

- 54052¹ GATE - SINGLE BAR SPRING GATE (12') C/W 400LB SPRING
- 53238 SPRING PIN LATCH - CLAMPED
- 53239 SPRING PIN LATCH - WELDED

¹ Extensions available up to 6' longer.

SINGLE BAR SWING AWAY GATE

- 55912¹ GATE - SINGLE BAR SWING AWAY (12')

¹ Extensions available up to 12' longer.

TWO BAR SELF CENTERING GATE

- 55378¹ GATE - 2 BAR - SELF CENTERING C/W BRACKET

¹ Gate length available anywhere from 5'4" to 9'7".

ROBOT PANEL SETS & SORT GATES

- 58494 DLS ROBOT PANEL SET
- 58495¹ DLS SORT GATE KIT

¹ Jourdain gate and cylinder sold separately.

ONE WAY FINGER GATES

- 51740 GALV. SQUARE TUBING 4" X 4" (3/16" WALL) - SOLD/FT
- 54872 BRACKET - 4" FINGER GATE BEAM TO 4" OCTOPOST C/W U-BOLTS
- 55067¹ FINGER GATE BEAM MOUNTING BRACKET (REQUIRES FASTENERS)
- 54347 GATE - ONE WAY FINGER GATE - MOUNTING BRACKET
- 54348 GATE - ONE WAY FINGER GATE - SWIVEL
- 54718 GATE - ONE WAY FINGER GATE - 1" SHAFT/FT
- 54918 GATE - ONE WAY FINGER GATE - FINGER
- 54919 GATE - ONE WAY FINGER GATE - LOCKING COLLAR
- 54857 GATE - ONE WAY FINGER GATE - RUBBER BUMPER

¹ Use for 4"x4" beam to wall mount or 4"x4" to 4"x4" T-mount.

JOURDAIN GATE & PANEL FEATURES

- HOT DIP GALVANIZED AFTER WELDING FOR SUPERIOR CORROSION RESISTANCE
- ROBOTICALLY WELDED FOR SUPERIOR FIT AND FINISH
- ALL GATES ARE FULLY ADJUSTABLE FOR EASY INSTALLATION
- THE UNIQUE ADJUSTABILITY THESE GATES OFFER ALLOWS THEM TO BE PROPERLY ADJUSTED TO SUIT FUTURE SPACING NEEDS
- ALL GATES AND PANELS FEATURE AN ADJUSTABLE EYE BOLT FOR LEVELLING GATES
- ALL ENDS ARE WELDED OFF AND CAPPED TO PREVENT DEBRIS FROM GETTING INTO PIPES

IMPORTANT!



When installing posts in barns with an aggressive bedding material (sand, compost etc.), Jourdain recommends that a bituminous coating (DLS part# 58417 / 55179) be applied where the post is coming out of the concrete (up to 18" above the concrete and to the first clamp). This will help prevent corrosion that can be caused from prolonged contact with aggressive materials.



JOURDAIN

GATES & PANELS > HARDWARE



OCTOPOST

SIZES BELOW¹



57296

4" OCTOPOST JOINER BRACKET
(TO CONNECT 2 POSTS)



57280 / 57285

OCTOPOST CLAMP 1 WAY
(4" / 6")



57281 / 57286

OCTOPOST CLAMP 2 WAY
(4" / 6")



57282 / 57287

OCTOPOST CLAMP 3 WAY
(4" / 6")



57283 / 57288

OCTOPOST CLAMP 4 WAY
(4" / 6")



57284 / 57289

OCTOPOST CLAMP 2 WAY L
(4" / 6")



57443

OCTOPOST CLAMP 1 WAY
CENTERED HALF CLAMP (4")



57279 / 57292

OCTOPOST CLAMP - BARE HALF
(4" / 6")



51700

HINGE - WELD ON



53974

HINGE - BOLT ON




55379

HINGE - MULTIFIX



52483 (6") / 52486 (8")

BRACKET WALL SADDLE
WITH HINGES (EACH)



52512

STRIKER PLATE
STAINLESS STEEL



52488

BRACKET
HINGE GATE ON GATE



52490

LOOP - CLAMP ON
FOR 4" POST (SINGLE)



52491

LOOP - CLAMP ON
FOR 4" POST (DOUBLE)



54290

LOOP - WELD ON



52481

LOOP - BOLT ON



52510

OVERLAP CLAMP FOR MANUAL
LATCH GATES



58489

OVERLAP CLAMP FOR STANDARD/
HD AUTOLOCK GATES - U-BOLTS
NOT INCLUDED



57441 / 57442

AUTOLOCK RECEIVER FOR POST
(4" / 6") (EACH)



57440

AUTOLOCK WALL MOUNTED
RECEIVER PLATE



57571

CLAMP ON AUTO LOCK
SPRING



51675

SLAM LATCH - DOUBLE



51676

SLAM LATCH - FRONT



51677

SLAM LATCH - LEFT



51678

SLAM LATCH - RIGHT



53238

SPRING PIN LATCH (CLAMPED)



53239

SPRING PIN LATCH
WELDED



57255

BASE PLATE FOR WALL PROTECTION
CHANNEL



54872

4" BEAM TO 4" OCTOPOST



52499

FREE STALL MOUNT
FOR TWO BAR PANEL

OCTOPOST SIZES¹

54517 OCTOPOST - 4" X 66"

58129 OCTOPOST - 4" X 66" - HEAVY WALL

54501 OCTOPOST - 4" X 84"

58488³ OCTOPOST - 4" X 126" - WITHOUT CAP

54508 OCTOPOST - 6" X 84"

² "Pair" items come with two complete pictured items.

³ Special order only.



DAIRY LANE
SYSTEMS LTD.

AUTHORIZED DEALER



Since 1990, DLS has strategically partnered with innovative dairy equipment companies worldwide to provide the most complete product offering on the market. Over the years, DLS has further expanded upon its product line by designing and fabricating quality products of its own. This product portfolio, coupled with over 30 years of experience in dairy barn design, construction, and service, has enabled DLS to become a progressive leader in today's evolving dairy industry.



- DLS Panel Fans
- DLS Exhaust Fans
- DLS Curtains
- DLS Parlour Cabinets & Stalls
- DLS Crowd & Sort Gates
- DLS Specialty Gates
- Jourdain Headlocks & Stabling
- DLS & La Buvette Drinkers
- Easy Swing Cow Brushes

Stay Connected With DLS!

E-Newsletter Subscription @ www.dairylane.ca/subscribe



6403 Egremont Drive | Komoka, ON. | N0L 1R0 | Canada
TELEPHONE: 519-666-1404 | TOLL-FREE: 1-800-361-2303 | FAX: 519-666-0627
EMAIL: info@dairylane.ca | WEB: www.dlsbarnsolutions.ca